

B.SC.-III (BOTANY) PAPER –I
(ANALYTICAL TECHNOLOGY PLANT PATHOLOGY,
EXPERIMENTAL EMBRYOLOGY, ELEMENTARY BIOSTATISTICS,
ENVIRONMENTAL POLLUTION AND CONSERVATION)

UNIT-I

Structure, Principle and applications of analytical instrumentation.

Chromatography technique, Oven, Incubator, Autoclave, Centrifuge, Spectrophotometer

UNIT-II

Plant Tissue culture techniques, growth media, totipotency, protoplast culture, somatic hybrids and cybrids, micropropagation, somaclonal variations, haploid culture.

Analytical techniques: Microscopy-Light microscope, Electron microscope

UNIT-III

General principles of plant pathology, general symptoms of fungal, bacterial and viral diseases, mode of infection, diseases resistance and control measures, plant quarantine. A study of epidemiology and etiology of following plant diseases.

Rust diseases of wheat, Tikka diseases of groundnut, Red rot of sugarcane, Bacterial blight of rice, Yellow vein mosaic of brinjal, Little leaf of brinjal.

UNIT-IV

Introduction to pollution, greenhouse gases, Ozone depletion, Dissolved oxygen, B.O.D., C.O.D.

Bio magnification, Eutrophication, Acid precipitation, Phytoremediation, Plant indicators, Biogeographical Zones of India, Concept of biodiversity, CBD, MAB, National parks and

biodiversity Hot spots, Conservation strategies, Red Data Book, IUCN threat categories, invasive species, endemic species, concept of sustainable development.

UNIT-V

ELEMENTARY BIOSTATISTICS:

Introduction and application of Biostatics, measure of central tendency-Mean, Median, Mode, measures of dispersal-Standard deviation, standard error.

Books Recommended:

Singh, RS, *Plant Diseases*, Oxford & IBH, New Delhi.

Pandey, BP, *Plant Pathology*, S.Chand Publishing, New Delhi

Sharma, PD, *Microbiology and Plant pathology*, Rastogi Publications, Meerut

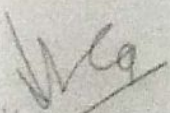
Sharma PD, *Mycology and Phytopathology*, Rastogi Publications, Meerut

Singh JS, Singh SP and Gupta, SR, *Ecology Environmental Science and Conservation*, S. Chand Publishing, New Delhi

Sharma, PD. *Ecology and Environment*, Rastogi Publications, Meerut

Bhojwani, SS and Razdan, MK, *Plant Tissue Culture: Theory and Practices*, Elsevier

Sharma AK, *Text book of Biostatistics*, Discovery Publishing House Pvt. Ltd.




(Dr. J.N. Verma)

Proff. & Head

Govt. D.B. Girls PG College

Raipur, (C.G.)

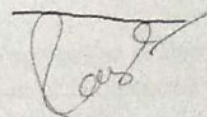


(Dr. Rekha Pimpalgaonkar)

Proff. & Head

Govt. N PG Science College

Raipur, (C.G.)

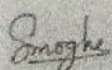


(Dr.Ranjana Shrivastava)

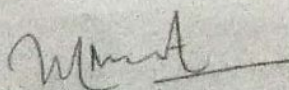
Proff. & Head

Govt. VYTPG Science College

Raipur, (C.G.)



(Mrs. Sanchal Moghe)



(Mr. Shivakant Mishra)

(Mr Sudheer Tiwari)

B.Sc.-III (BOTANY) PAPER –II
(GENETICS, MOLECULAR BIOLOGY, BIOTECHNOLOGY AND
BIOCHEMISTRY)

UNIT-I

Cell and cell organelles, organization and morphology of chromosomes, giant chromosomes, cell division, Mendel's laws, gene interactions, linkage and crossing over, chromosomal aberration, polyploidy, sex linked inheritance, sex determination, cytoplasmic inheritance, gene concept: cistron, muton, recon.

UNIT-II

Nucleic acids, structure and forms of DNA and RNA, DNA/RNA as genetic material, replication of DNA, biochemical and molecular basis of mutation, genetic code and its properties, mechanism of transcription and translation in prokaryotes, regulation of gene expression, Operon model.

UNIT-III

Recombinant DNA, Enzymes in recombinant DNA technology, cloning vectors (Plasmid, Bacteriophages, Cosmids, Phagemids), gene cloning, PCR, Application of Biotechnology; G.M.Plants, Monoclonal antibodies, DNA finger printing

UNIT-IV

Protein: Chemical composition, primary, secondary and tertiary structure of Proteins.

Carbohydrate: general account of monosaccharides, disaccharids and Polysaccharides

Fat: Structure and properties of fats and fatty acids, synthesis and breakdown.

UNIT-V

ENZYMES: Nomenclature and classification, components of enzyme, theories of enzyme action, enzyme kinetics (Michaelis-Menten constant), allosteric enzymes, isozymes, Abzymes. Ribozymes, factors affecting enzyme activity.

Books Recommended:

Nelson, DL, Cox, MM, Lehninger *Principles of Biochemistry*, W.H. freeman and Company, New York, USA.

Cooper, GM, *The Cell: A Molecular Approach*, ASM Press & Sunderland, Washington, D.C. Sinauer Associates, MA.

Singh BD, *Fundamental of Genetics*, Kalyani Publication

Singh BD, *Genetics*, Kalyani Publication

Gupta, PK, *Cell and Molecular Biology*, Rastogi Publications, Meerut

Singh, BD, *Biotechnology: Expanding Horizons*, Kalyani publications

Gupta, PK, *Elements of Plant Biotechnology*, Rastogi Publications, Meerut

Gupta, SN, *Concepts of Biochemistry*, Rastogi Publications, Meeru

Jain, JL., Jain S, Jain, N, *Fundamentals of Biochemistry*, S Chand Publishing, New Delhi

B.Sc.-III (Botany)

Practical

1. Study of host parasite relationship pf plant diseases listed above.
2. Demonstration of preparation of Czapek's Dox medium and Potato dextrose agar medium, sterilization of culture medium and pouring.
3. Inoculation in culture tubes and petriplates.
4. Gram Staining.
5. Microscopic examination of Curd.
6. Study of plant diseases as listed in the theory paper.
7. Biochemical test of carbohydrate and protein.
8. Instrumentation techniques


Principal
Govt. Sant Rameshwar
Gahira Guru ji College
Bagicha, Dist.-Jashpur (C.G.)

Zoology
B.Sc. Part III 2018-19

Paper-I

**ECOLOGY, ENVIRONMENTAL BIOLOGY: TOXICOLOGY,
MICROBIOLOGY AND MEDICAL ZOOLOGY**

Unit: I (Ecology)

- Aims and scopes of ecology
- Major ecosystems of the world-Brief introduction
- Population- Characteristics and regulation of densities
- Communities and ecosystem
- Bio-geo chemical cycles
- Air & water pollution
- Ecological succession

Unit: II (Environmental Biology)

- Laws of limiting factor
- Food chain in fresh water ecosystem
- Energy flow in ecosystem- Trophic levels
- Conservation of natural resources
- Environmental impact assessment

Unit: III (Toxicology)

- Definition and classification of Toxicants
- Basic Concept of toxicology
- Principal of systematic toxicology
- Heavy metal Toxicity (Arsenic, Murcury, Lead, Cadmium)
- Animal poisons- snake venom, scorpion & bee poisoning
- Food poisoning

Unit: IV (Microbiology)

- General and applied microbiology
- Microbiology of domestic water and sewage
- Microbiology of milk & milk products
- Industrial microbiology: fermentation process, production of penicillin, alcoholic beverages, bioleaching.

Unit: V (Medical Zoology)

- Brief introduction to pathogenic microorganisms, Rickettsia, Spirochaetes, AIDS and Typhoid
- Brief account of life history & pathogenicity of the following pathogens with reference to man: prophylaxis & treatment
- Pathogenic protozoan's- Entamoeba, Trypanosome & Plasmodium
- Pathogenic helminthes- Schistosoma
- Nematode pathogenic parasites of man
- Vector insects

Zoology
B.Sc. Part III 2018-19
Paper II

GENETICS, CELL PHYSIOLOGY, BIOCHEMISTRY, BIOTECHNOLOGY AND BIOTECHNIQUES

Unit: I (Genetics)

- Linkage & linkage maps, Sex Determination and Sex Linkage
- Gene interaction- Incomplete dominance & Codominance, Supplementary gene, Complementary gene, Epistasis Lethal gene, Pleiotropic gene and multiple alleles.
- Mutation: Gene and chromosomal mutation
- Human genetics: chromosomal alteration: Down, Edward, Patau, Turner and Klinefelter Syndrome Single gene disorders: Alkaptonuria, Phenylketonuria, Sickle cell anemia, albinism and colour blindness

Unit: II (Cell Physiology)

- General idea about pH & buffer
- Transport across membrane: Diffusion and Osmosis
- Active transport in mitochondria & endoplasmic reticulum
- Enzymes-classification and Action

Unit: III (Biochemistry)

- Amino acids & peptides- Basic structure & biological function
- Carbohydrates & its metabolism- Glycogenesis; Gluconeogenesis; Glycolysis; Glycogenolysis; Cose-cycle
- Lipid metabolism- Oxidation of glycerol; Oxidation of fatty acids
- Protein Catabolism- Deamination, transamination, transmethylation

Unit: IV (Biotechnology)

- Application of Biotechnology
- Recombinant DNA & Gene cloning
- Cloned genes & other tools of biotechnology (Tissue culture, Hybridoma, Transgenic Animals and Gene library)

Unit: V (Biotechniques)

1. Principles & techniques about the following:
 - (i) pH meter
 - (ii) Colorimeter
 - (iii) Microscopy- Light microscopes: Compound, Phase contrast & Electron microscopes
 - (iv) Centrifuge
 - (v) Separation of biomolecules by chromatography & electrophoresis

B. Sc. Part III 2018-19
Zoology
Practical

The practical work in general shall be based on syllabus prescribed in theory.

The candidates will be required to show knowledge of the following:

- Estimation of population density, percentage frequency, relative density.
- Analysis of producers and consumers in grassland.
- Detection of gram-negative and gram-positive bacteria.
- Blood group detection (A,B,AB,O)
- R. B. C. and W.B.C count
- Blood coagulation time
- Preparation of hematin crystals from blood of rat
- Observation of Drosophila, wild and mutant.
- Chromatography-Paper or gel.
- Colorimetric estimation of Protein.
- Mitosis in onion root tip.
- Biochemical detection of Carbohydrate, Protein and Lipid.
- Study of permanent slides of parasites, based on theory paper.
- Working principles of pH meter, colorimeter, centrifuge and microscope.

Scheme of marks distribution

Time: 3:30hrs

• Hematological Experiment	08
• Ecological Experiment: Grassland Ecosystem/ Population Density/Frequency/relative density	06
• Bacterial staining	05
• Biochemical experiment	06
• Practical based on Instrumentation (Chromatography/ pH meter/microscope/centrifuge.	05
• Spotting (5 spots)	10
7 Viva	05
8. Sessional	05

NEW CURRICULUM OF B.Sc. PART III

CHEMISTRY

The new curriculum will comprise of three papers of 33, 33 and 34 marks each and practical work of 50 marks. The Curriculum is to be completed in 180 working days as per UGC norms and conforming to the directives of Govt. of Chhatisgarh. The theory papers are of 60 hrs. each duration and practical work of 180 hrs duration.

Paper – I INORGANIC CHEMISTRY

60 Hrs., Max Marks 33

UNIT-I

METAL-LIGAND BONDING IN TRANSITION METAL COMPLEXES

(A) Limitations of valence bond theory, Limitation of Crystal Field Theory, Application of CFSE, tetragonal distortions from octahedral geometry, Jahn-Teller distortion, square planar geometry. Qualitative aspect of Ligand field and MO Theory.

(B) Thermodynamic and kinetic aspects of metal complexes. A brief outline of thermodynamic stability of metal complexes and factors affecting the stability, substitution reactions of square planar complexes, Trans- effect, theories of trans effect. Mechanism of substitution reactions of square planar complexes.

UNIT-II

MAGNETIC PROPERTIES OF TRANSITION METAL COMPLEXES

Types of magnetic behavior, methods of determining magnetic susceptibility, spin only formula, L-S coupling, correlation of $\mu_{so}(\text{spin only})$ and μ_{eff} values, orbital contribution to magnetic moments, application of magnetic moment data for 3d metal complexes.

Electronic spectra of Transition Metal Complexes.

Types of electronic transitions, selection rules for d-d transitions, spectroscopic ground states, spectro-chemical series. Orgel-energy level diagram for d^1 and d^2 states, discussion of the electronic spectrum of $[\text{Ti}(\text{H}_2\text{O})_6]^{3+}$ complex ion.

UNIT-III

ORGANOMETALLIC CHEMISTRY

Definition and classification of organometallic compounds on the basis of bond type. Concept of hapticity of organic ligands. Metal carbonyls: 18-electron rule, electron count of mononuclear, polynuclear and substituted metal carbonyls of 3d series. General methods of preparation (direct combination, reductive carbonylation, thermal and photochemical decomposition) of mono and binuclear carbonyls of 3d series.

Structures of mononuclear and binuclear carbonyls of Cr, Mn, Fe, Co and Ni using VBT. π -acceptor behavior of CO (MO diagram of CO to be discussed), Zeise's salt: Preparation and structure.

Catalysis by Organometallic Compounds -

Study of the following industrial processes and their mechanism :

1. Alkene hydrogenation (Wilkinson's Catalyst)
2. Polymerization of ethene using Ziegler - Natta Catalyst

UNIT-IV

BIOINORGANIC CHEMISTRY

Essential and trace elements in biological processes, Excess and deficiency of some trace metals, Toxicity of some metal ions (Hg, Pb, Cd and As), metalloporphyrins with special reference to hemoglobin and myoglobin. Biological role of alkali and alkaline earth metals with special reference to Ca^{2+} and Mg^{2+} , nitrogen fixation.

UNIT-V

HARD AND SOFT ACIDS AND BASES (HSAB) Classification of acids and bases as hard and soft. Pearson's HSAB concept, acid-base strength and hardness and softness. Symbiosis, Applications of HSAB principle.

INORGANIC POLYMERS

Types of inorganic polymers, comparison with organic polymers, synthesis, structural aspects and applications of silicones. Silicates, phosphazenes and polyphosphate.

UNIT-I
HETEROCYCLIC COMPOUNDS

Classification and nomenclature, Structure, aromaticity in 5-membered and 6-membered rings containing one heteroatom; Synthesis, reactions and mechanism of substitution reactions of: Furan, Pyrrole (Paal-Knorr synthesis, Knorr pyrrole synthesis, Hantzsch synthesis), Thiophene, Pyridine (Hantzsch synthesis), Indole (Fischer indole synthesis and Madelung synthesis), Quinoline and isoquinoline, (Skraup synthesis, Friedlander's synthesis, Knorr quinoline synthesis, Doebner-Miller synthesis, Bischler-Napieralski reaction, Pictet- Spengler reaction, Pomeranz-Fritsch reaction).

UNIT II

A. ORGANOMETALLIC REAGENT

Organomagnesium compounds: Grignard reagents formation, structure and chemical reactions.

Organozinc compounds: formation and chemical reactions.

Organolithium compounds: formation and chemical reactions.

B. ORGANIC SYNTHESIS VIA ENOLATES

Active methylene group, alkylation of diethylmalonate and ethyl acetoacetate, Synthesis of ethyl acetoacetate: The Claisen condensation. Keto-enol tautomerism of ethyl acetoacetate.

Robbinson annulations reaction.

UNIT-III

BIOMOLECULES

A. CARBOHYDRATES

Occurrence, classification and their biological importance. Monosaccharides: relative and absolute configuration of glucose and fructose, epimers and anomers, mutarotation, determination of ring size of glucose and fructose, Haworth projections and conformational structures; Interconversions of aldoses and ketoses; Killiani Fischer synthesis and Ruff degradation; Disaccharides – Structural comparison of maltose, lactose and sucrose. Polysaccharides – Elementary treatment of starch and cellulose.

B. AMINO ACIDS, PROTEINS AND NUCLEIC ACIDS

Classification and Nomenclature of amino acids, Configuration and acid base properties of amino acids, Isoelectric Point, Peptide bonds, Protein structure, denaturation/ renaturation, Constituents of nucleic acid, DNA, RNA nucleoside, nucleotides, double helical structure of DNA.

UNIT-IV

SYNTHETIC POLYMERS

A. Addition or chain growth polymerization, Free radical vinyl polymerization, Ziegler-Natta polymerization, Condensation or Step growth polymerization, polyesters, polyamides, phenols- formaldehyde resins, urea-formaldehyde resins, epoxy resins and polyurethanes, natural and synthetic rubbers.

B. SYNTHETIC DYES

Colour and constitution (Electronic Concept). Classification of Dyes. Chemistry of dyes. Chemistry and synthesis of Methyl Orange, Congo Red, Malachite Green, Crystal Violet, phenolphthalein, fluorescein, Alizarine and Indigo.

UNIT-V

A. INFRA-RED SPECTROSCOPY

Basic principle, IR absorption Band their position and intensity, IR spectra of organic compounds.

B. UV-VISIBLE SPECTROSCOPY

Beer Lambert's law, effect of Conjugation, Types of electronic transitions λ_{\max} , Chromophores and Auxochromes, Bathochromic and Hypsochromic shifts, Intensity of absorption Visible spectrum and colour.

C. NMR SPECTROSCOPY

Basic principles of Proton Magnetic Resonance, Tetramethyl silane (TMS) as internal standard, chemical shift and factors influencing it; Spin – Spin coupling and coupling constant (J); Anisotropic effects in alkene, alkyne, aldehydes and aromatics, Interpretation of NMR spectra of simple organic compounds. ^{13}C MR spectroscopy: Principle and applications.

Paper – III
PHYSICAL CHEMISTRY

60 Hrs., Max Marks 34

UNIT-I

QUANTUM MECHANICS-I

Black-body radiation, Planck's radiation law, photoelectric effect, Compton effect. Operator: Hamiltonian operator, angular momentum operator, Laplacian operator, postulate of quantum mechanics, eigen values, eigen function, Schrodinger time independent wave equation, physical significance of ψ & ψ^2 , application of Schrodinger wave equation to particle in a one dimensional box, hydrogen atom (separation into three equations) radial and angular wave functions.

UNIT-II

A. QUANTUM MECHANICS-II

Quantum Mechanical approach of Molecular orbital theory, basic ideas-criteria for forming M.O. and A.O., LCAO approximation, formation of H_2^+ ion, calculation of energy levels from wave functions, bonding and antibonding wave functions, Concept of σ , σ^* , π , π^* orbitals and their characteristics, Hybrid orbitals- sp , sp^2 , sp^3 Calculation of coefficients of A.O.'s used in these hybrid orbitals.

Introduction to valence bond model of H_2 , comparison of M.O. and V.B. models. Huckel theory, application of Huckel theory to ethene, propene, etc.

UNIT III

SPECTROSCOPY

Introduction: Characterization of Electromagnetic radiation, regions of the spectrum, representation of spectra, width and intensity of spectral transition, Rotational Spectrum of Diatomic molecules. Energy levels of a rigid rotor, selection rules, determination of bond length, qualitative description of non-rigid rotor, isotopic effect.

Vibrational Spectroscopy: Fundamental vibration and their symmetry vibrating diatomic molecules, Energy levels of simple harmonic oscillator, selection rules, pure vibrational spectrum, determination of force constant, anharmonic oscillator

Raman spectrum: Concept of polarizability, quantum theory of Raman spectra, stokes and antistokes lines, pure rotational and pure vibrational Raman spectra. Applications of Raman Spectra.

Electronic Spectroscopy: Basic principles, Electronic Spectra of diatomic molecule, Franck-Condon principle, types of electronic transition, application of electronic spectra.

UNIT-IV

ELECTROCHEMISTRY-I

- A. Electrolytic conductance: Specific and equivalent conductance, measurement of equivalent conductance, effect of dilution on conductance, Kohlrausch law, application of Kohlrausch law in determination of dissociation constant of weak electrolyte, solubility of sparingly soluble electrolyte, absolute velocity of ions, ionic product of water, conductometric titrations.
- B. Theories of strong electrolyte: limitations of Ostwald's dilution law, weak and strong electrolytes, Elementary ideas of Debye-Huckel-Onsager's equation for strong electrolytes, relaxation and electrophoretic effects.
- C. Migration of ions: Transport number, Determination by Hittorf method and moving boundary method, ionic strength.

UNIT-V

ELECTROCHEMISTRY-II

- A. Electrochemical cell and Galvanic cells – reversible and irreversible cells, conventional representation of electrochemical cells, EMF of the cell and effect of temperature on EMF of the cell, Nernst equation Calculation of ΔG , ΔH and ΔS for cell reactions.
- B. Single electrode potential : standard hydrogen electrode, calomel electrode, quinhydrone electrode, redox electrodes, electrochemical series
- C. Concentration cell with and without transport, liquid - junction potential, application of concentration cells in determining of valency of ions, solubility product and activity coefficient
- D. Corrosion-types, theories and prevention

B.Sc. Part- III

PRACTICAL

Max. Marks-50

INORGANIC CHEMISTRY

Gravimetric analysis:

- Estimation of nickel (II) using Dimethylglyoxime (DMG).
- Estimation of copper as CuSCN
- Estimation of iron as Fe_2O_3 by precipitating iron as $\text{Fe}(\text{OH})_3$.
- Estimation of Al (III) by precipitating with oxine and weighing as $\text{Al}(\text{oxine})_3$ (aluminium oxinate).
- Estimation of Barium as BaSO_4

Inorganic Preparations:

- Tetraamminecopper (II) sulphate, $[\text{Cu}(\text{NH}_3)_4]\text{SO}_4 \cdot \text{H}_2\text{O}$
- Cis and trans $\text{K}[\text{Cr}(\text{C}_2\text{O}_4)_2 \cdot (\text{H}_2\text{O})_2]$ Potassium dioxalatodiaquachromate(III)
- Tetraamminecarbonatocobalt (III) ion
- Potassium tris(oxalate)ferrate(III)/ Sodium tris(oxalate)ferrate(III)
- Cu(I) thiourea complex, Bis (2,4-pentanedionate) zinc hydrate; Double salts (Chrome alum/ Mohr's salt)

ORGANIC CHEMISTRY

1. Preparation of organic Compounds

- Acetylation of one of the following compounds: amines (aniline, o-, m-, p- toluidines and o-,m-, p-anisidine) and phenols (β -naphthol, vanillin, salicylic acid)
- Benzoylation of one of the following amines (aniline, o-, m-, p- toluidines and o-, m-, panisidine) and one of the following phenols (β -naphthol, resorcinol, p cresol) by Schotten-Baumann reaction.
- Bromination of any one of the following: a. Acetanilide by conventional methods b.Acetanilide using green approach (Bromate-bromide method)
- Nitration of any one of the following: a. Acetanilide/nitrobenzene by conventional method b. Salicylic acid by green approach (using ceric ammonium nitrate).
- Reduction of p-nitrobenzaldehyde by sodium borohydride.
- Hydrolysis of amides and esters.
- Semicarbazone of any one of the following compounds: acetone, ethyl methyl ketone, cyclohexanone, benzaldehyde.

- Benzylisothiuronium salt of one each of water soluble and water insoluble acids (benzoic acid, oxalic acid, phenyl acetic acid and phthalic acid).
- Aldol condensation using either conventional or green method.
- Benzil-Benzilic acid rearrangement.
- Preparation of sodium polyacrylate.
- Preparation of urea formaldehyde.
- Preparation of methyl orange.

The above derivatives should be prepared using 0.5-1g of the organic compound. The solid samples must be collected and may be used for recrystallization, melting point and TLC.

2. Qualitative Analysis Analysis of an organic mixture containing two solid components using water, NaHCO_3 , NaOH for separation and preparation of suitable derivatives.
3. Extraction of caffeine from tea leaves.
4. Analysis of Carbohydrate: aldoses and ketoses, reducing and non-reducing sugars.
5. Identification of simple organic compounds by IR spectroscopy and NMR spectroscopy. (Spectra to be provided).
6. Estimation of glycine by Sorenson's formalin method.
7. Study of the titration curve of glycine.
8. Estimation of proteins by Lowry's method.
9. Study of the action of salivary amylase on starch at optimum conditions.
10. Effect of temperature on the action of salivary amylase.

PHYSICAL CHEMISTRY

Conductometry

- Determination of cell constant
- Determination of equivalent conductance, degree of dissociation and dissociation constant of a weak acid.
- Perform the following conductometric titrations:
 - i. Strong acid vs. strong base
 - ii. Weak acid vs. strong base
 - iii. Mixture of strong acid and weak acid vs. strong base
 - iv. Strong acid vs. weak base
- To determine the strength of the given acid conductometrically using standard alkali solution.
- To determine the solubility and solubility product of a sparingly soluble electrolyte conductometrically
- To study the saponification of ethyl acetate conductometrically.

Potentiometry/pH metry

Perform the following potentio/pH metric titrations:

- i. Strong acid vs. strong base
- ii. Weak acid vs. strong base
- iii. Dibasic acid vs. strong base
- iv. Potassium dichromate vs. Mohr's salt
- v. Determination of pK_a of monobasic acid

UV/ Visible spectroscopy

- Verify Lambert-Beer's law and determine the concentration of CuSO₄/KMnO₄/K₂Cr₂O₇ in a solution of unknown concentration
- Determine the concentrations of KMnO₄ and K₂Cr₂O₇ in a mixture.
- Study the kinetics of iodination of propanone in acidic medium.
- Determine the amount of iron present in a sample using 1,10-phenanthroline.
- Determine the dissociation constant of an indicator (phenolphthalein).
- Study the kinetics of interaction of crystal violet/ phenolphthalein with sodium hydroxide.
- Study of pH-dependence of the UV-Vis spectrum (200-500 nm) of potassium dichromate.
- Spectral characteristics study (UV) of given compounds (acetone, acetaldehyde, acetic acid, etc.) in water.
- Absorption spectra of KMnO₄ and K₂Cr₂O₇ (in 0.1 M H₂SO₄) and determine λ_{max} values.

Note: Experiments may be added/deleted subject to availability of time and facilities

REFERENCE BOOKS:

1. Vogel, A.I. Quantitative Organic Analysis, Part 3, Pearson (2012).31
2. Mann, F.G. & Saunders, B.C. Practical Organic Chemistry, Pearson Education (2009)
3. Furniss, B.S.; Hannaford, A.J.; Smith, P.W.G.; Tatchell, A.R. Practical Organic Chemistry, 5th Ed., Pearson (2012)
4. Ahluwalia, V.K. & Aggarwal, R. Comprehensive Practical Organic Chemistry: Preparation and Quantitative Analysis, University Press (2000).
5. Ahluwalia, V.K. & Dhingra, S. Comprehensive Practical Organic Chemistry: Qualitative Analysis, University Press (2000)
6. Manual of Biochemistry Workshop, 2012, Department of Chemistry, University of Delhi.